

From the makers of Samsung™ electronic cash registers...

# SAM4S


# SPS-1000

## System Terminal



### SPS-1000 SELF CONTAINED POINT OF SALE TERMINAL

- Features a Large Easy-to-Read Operator Screen and a User Programmable 169 Key Position Keyboard
- Includes Built-In POS Software for Restaurants, Quick Service and Retail Store Applications
- Modular System Design
- Connects to Industry Standard RS-232C Printers and Peripherals
- Optional Receipt Printer Generates Receipt, Soft Check, Credit Card Draft and/or Requisition



# SPS-1000... Affordable POS System With Built-In S

## COMPACT DESIGN

Compact and attractive, with an integrated power supply, the SPS-1000 will complement any restaurant or retail environment.

## Operator Screen

The flat, adjustable screen with contrast and brightness controls is also backlit for optimal viewing in either high or low light environments.

As you enter items, they are displayed immediately with the last entry highlighted for easy viewing and confirmation. Up to 14 lines can be viewed at one time; page up and page down functions allow you to page through larger orders or checks.

## 169 Key Position Keyboard

The flat spill resistant keyboard is completely soft and easily programmable to fit your menu and function requirements.

Up to five levels are available and key labels can be changed by simply inserting a new key sheet under the protective transparent keyboard overlay.

## Modular System Components

Up to 32 SPS-1000 terminals can be connected in a fast and reliable Ethernet network. Other system components, such as printers, video systems and PCs are connected to one of the RS-232C ports on any of the terminals within a system. In addition, up to three cash drawers may be connected to each terminal. With up to 7 serial ports available, you are assured of being able to utilize the latest peripherals with your terminal.

Select fast quiet thermal, or dot-matrix RS-232C printers. Printing systems are totally flexible.

## POP-UP WINDOWS FOR EASY OPERATION

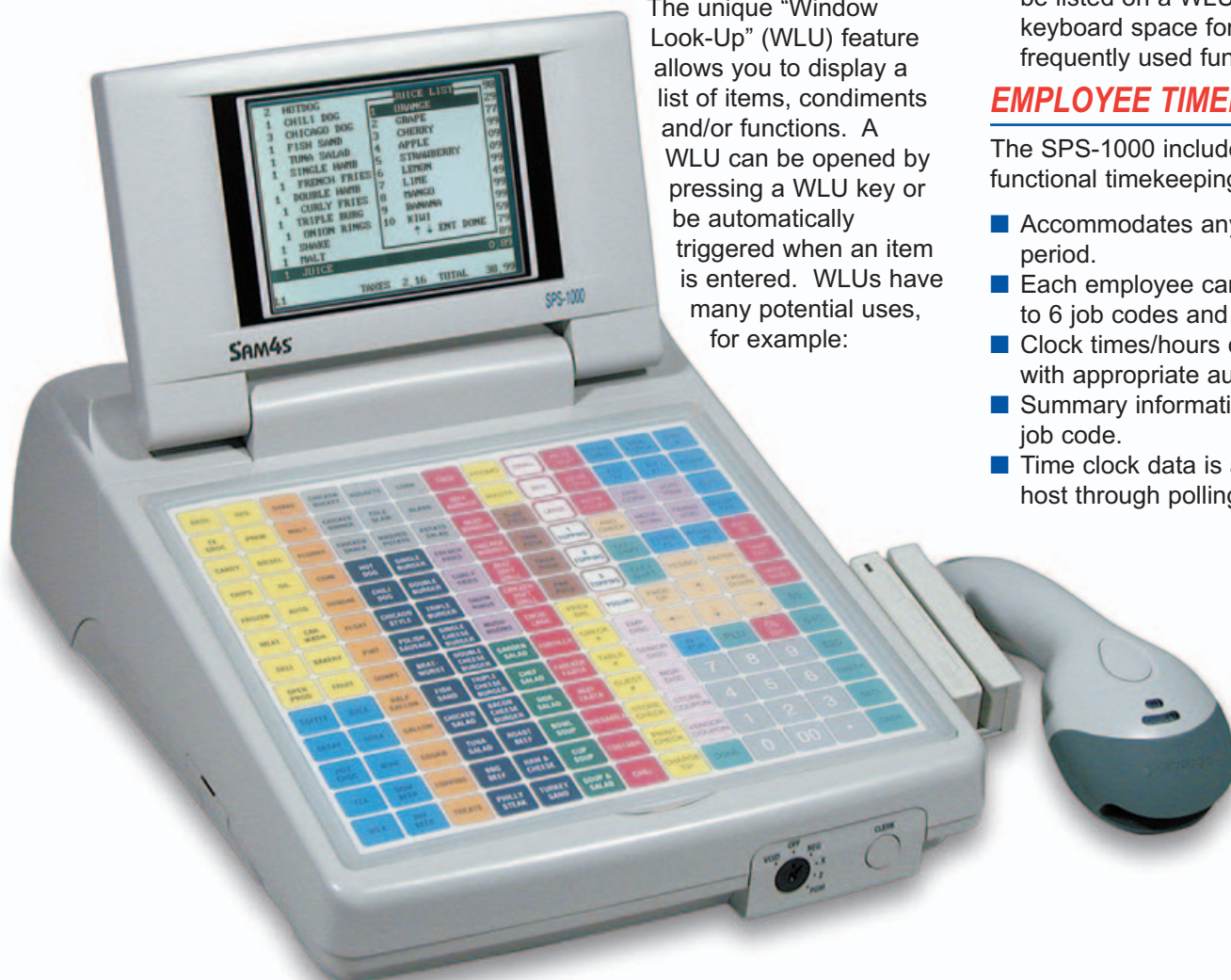
The unique "Window Look-Up" (WLU) feature allows you to display a list of items, condiments and/or functions. A WLU can be opened by pressing a WLU key or be automatically triggered when an item is entered. WLUs have many potential uses, for example:

- A single key, labeled "juice list" could display a window with a list of your juice flavor selections. Page up/down functions could allow you to scroll through a large list. When you have found the correct selection, simply select the item on the window to register it.
- Options or condiments associated with an item can be displayed for selection when an item is registered. Depending upon your menu, a single item, or multiple items can be selected from a WLU. Using WLUs in this manner, you can be assured the appropriate options are offered for each item you sell, and that complete, accurate and understandable instructions are sent to your kitchen.
- A WLU can include any combination of items, condiments or functions. Functions such as discounts or payment options can be listed on a WLU to save keyboard space for the most frequently used functions and items.

## EMPLOYEE TIMEKEEPING

The SPS-1000 includes a fully functional timekeeping system:

- Accommodates any length payroll period.
- Each employee can be assigned up to 6 job codes and pay rates.
- Clock times/hours can be edited with appropriate authority.
- Summary information is reported by job code.
- Time clock data is available to a PC host through polling.



## INVENTORY CONTROL FOR RESTAURANTS

### Product Mix Groups

Use product mix groups when you need to track usage of your key inventory items. When a menu item is linked to a product mix group, a value is assigned that is counted when the item is sold. For example, a product mix group set up to count chicken pieces could count 8 pieces of chicken when a chicken bucket is sold, 4 pieces when a dinner is sold, and 2 pieces when a snack is sold. A menu item can be associated with one or two product mix groups. Product mix reporting includes usage by time period and projection reporting.

### Item and Ingredient Inventory

For extensive ingredient inventory control, the SPS-1000 offers a comprehensive control system. An ingredient file is created to log ingredients and their costs. A separate recipe file is then created to represent the ingredient usage for a recipe. Each time an item is sold, the appropriate ingredient usage is recorded. Inventory management procedures include entering receipts, transfers, waste and shelf counts. Reports detail usage and status of each inventory item as well as food cost amounts and percentages for menu items.

## SELECT FEATURES THAT FIT YOUR BUSINESS

With the SPS-1000, you allocate system memory to meet your specific needs. The maximum quantity of items and employees available in a system will depend upon the memory options you select. (When other memory and reporting requirements are adjusted, it is possible to design an application with item capacity of over 20,000 price look-ups (PLUs). Similarly, with other options adjusted, an employee and/or guest check file could reach several hundred.)

### Other options include:

- 16 character PLU descriptions.
- 8 to 10 digit totals.
- 6 to 8 digit counters.
- Up to 5 keyboard levels.
- Up to 5 price levels per PLU.
- Group by employee reporting.
- Tracking file system with up to 4 different files.
- Hard or soft check tracking.
- 24/48/96 programmable time reporting periods per day.
- Electronic journal.
- Full reporting by day (Z1), week (Z2), month (Z3) etc.— reporting up to Z5 is available for many reports.

## SYSTEM REPORTS

X-REPORT LIST		L1
1.	FINANCIAL	
2.	SALES BY TIME PERIODS	
3.	ALL PLUS	
4.	FROM/TO PLUS	
5.	PLUS BY GROUP	
6.	PLUS BY GROUP FOR SELECTED GROUP	
7.	TOP 20 PLUS	
8.	PLU ZERO SALES	
9.	PLU ZERO SALES BY GROUP	
10.	PLU SALES BY PRICE LEVEL	
11.	EMPLOYEES	
12.	INDIVIDUAL EMPLOYEE	
ESC ENTER PAGE UP/DOWN ↑↓		

- PLU item sales.
- Sales by group (each PLU can report to up to 3 groups).
- Employee sales reports include full financial information and group summary data.
- Sales by day of month.
- Groups, eat-in, take-out, drive-thru, and tracking sales data are available by time period.
- Product mix and projections.
- Inventory and food cost.
- Electronic journal.
- Timekeeping.
- Custom report.

## PERIPHERALS

- Kitchen Printer
- Kitchen Video
- Pole Display
- Magnetic Card Reader
- Video Surveillance
- DataTran™ Integrated Credit
- Liquor Systems
- Coin Dispenser
- Scanner
- Scale
- PC



## APPLICATION FEATURES

### Restaurant Features

- Choose Hard or Soft check posting. Operate up to 4 open check files, or two open and two closed check files. Track balances by table or check number. Service keys can be programmed to finalize with or without check printing.
- Assign items to a seat number when pre-checking to identify orders for preparation and/or facilitate separate payments.
- Use the Hold/Fire feature to control the requisitioning of items/orders from the kitchen.
- Another round? Press the "Repeat Order" key to duplicate the previous posting.
- Divide balances for separate payments when check is paid.
- Transfer balances from table to table; Transfer checks from server to server; Add multiple checks for payment.
- Control security by assigning each employee to a predefined authority level. Up to nine authority levels can be set up by enabling specific operations from a list of over 40 security sensitive operations.
- Clock controlled functions - price changes, menu changes, or special report sequences can be set to take place automatically by day of week and time of day.

### Quick Service

- Access up to five separate price levels for each PLU to easily ring up a different price for the same item.
- Store and recall drive through and phone in orders. (Use up to 4 separate tracking files.) Discounts or coupons can be applied; items can be added or voided at the time of pick-up.
- Use the modifier functions to access different PLU items through logical key sequencing. For example, press large (mod 1), then 3-topping (mod 2), then pizza to access the unique PLU for a large, 3-topping pizza. Up to ten different modifier keys can be used to describe an item.
- Use the Promo and Waste functions to keep inventory records accurate when inventory is used, but not sold.

### Retail

The high capacity PLU file (20,000+ items are possible), together with optional UPC scanning input open many application possibilities for the SPS-1000 in small to medium retail environments. Food stamp sorting and tendering for retail food sales. Gallonage calculation for gas / convenience store applications. RS-232C interfacing is available for scale and video surveillance systems.

## SPECIFICATIONS

<b>Keyboard:</b>	169 Key Positions, Flat Spill Resistant Membrane
<b>Display – Operator:</b>	Backlit LCD, 320 x 240 Dots, 40 Characters x 16 Lines
<b>– Rear:</b>	Backlit LCD, 20 Characters x 1 Line
<b>Printer:</b>	Option
<b>Cash Drawer:</b>	Option
<b>Dimensions:</b>	15-1/4"L x 11-7/16"W x 8-5/8"H (387mm L x 291mm W x 219mm H)
<b>Weight:</b>	11.24 lbs. (5.1 kg)
<b>Power Requirements:</b>	AC 120V, 60hz, 0.2A
<b>Power Consumption:</b>	Standby 15W (Maximum) Operating 18W (Maximum)
<b>Operating Temp:</b>	0° – 104° F (0° – 40° C)
<b>Humidity Range:</b>	10% – 90% RH
<b>Memory Protection:</b>	Full Charge For 24 Hours Will Protect Memory For 60 Days

Available exclusively from



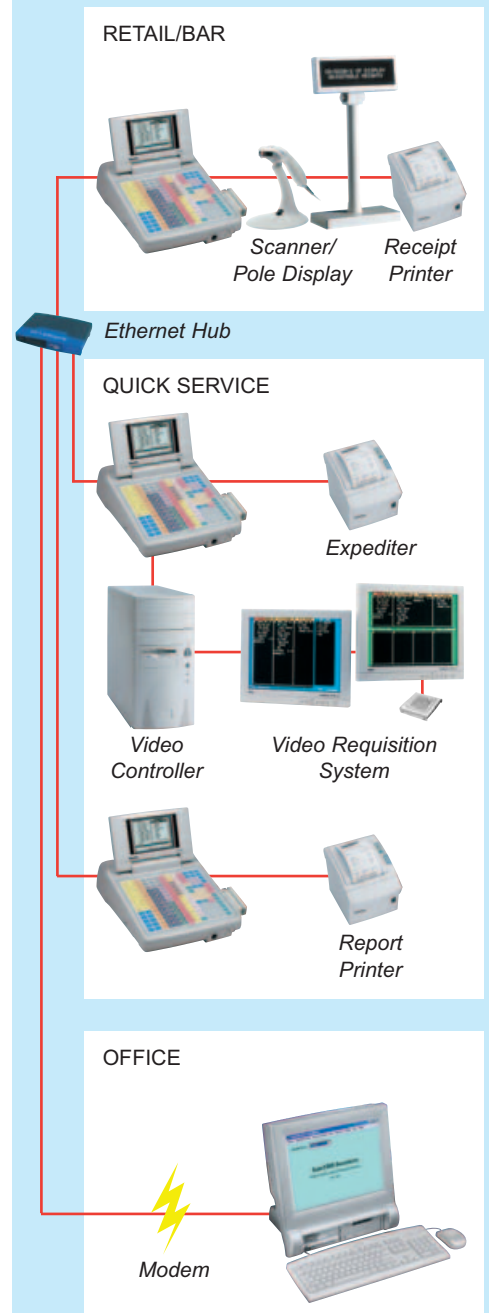
Dealer Line Products Division  
[www.crs-usa.com](http://www.crs-usa.com)

© 2005, CRS, Inc.

All product features are subject to change without notice.

Printed in U.S.A.

## SYSTEM CONFIGURATION



Up to 32 SPS-1000 terminals per system.  
3 ports per terminal, 4 additional ports optional.



DataTran™  
Integrated Payment Option

Lit-42